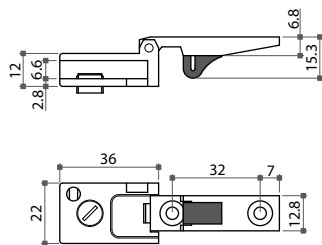


07-1 Glass Door Hinges

21825 Cabinet Glass Door Hinge

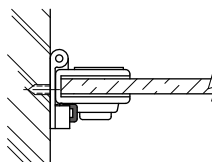
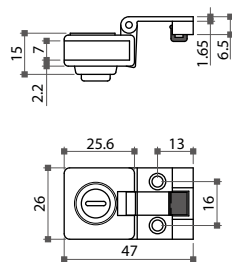
- * Material: zinc alloy
- * Finish: polished or satin chrome plated, silver gray or black coated
- * For inset door
- * For glass of 4 ~ 6mm thickness



Item No.	Glass thickness
21825	4 ~ 6mm

21870 Cabinet Glass Door Hinge

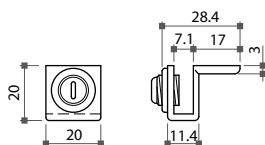
- * Material: zinc alloy
- * Finish: black, brass or chrome plated
- * For glass of 5mm thickness maximum



Item No.	Glass thickness
21870	max. 5mm

21870H Cabinet Glass Door Hinge

- * Material: zinc alloy
- * Finish: black, brass or chrome plated
- * For glass of 5mm thickness maximum



Item No.	Glass thickness
21870H	max. 5mm