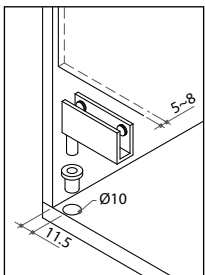
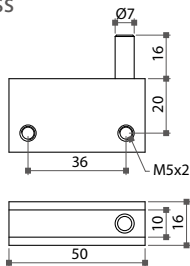
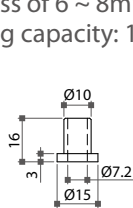


07-1 Glass Door Hinges

28410 Cabinet Glass Door Hinge

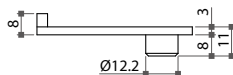
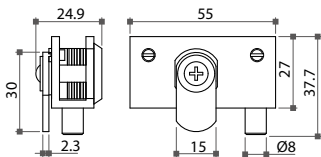
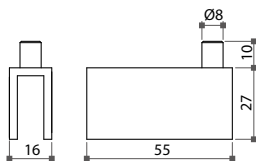
- * Material: brass
- * Finish: polished chrome
- * For glass of 6 ~ 8mm thickness
- * Loading capacity: 12 kgs



Item No.	Glass thickness
28410	6 ~ 8mm

68410 Swing Glass Pivot Lock

- * Material: brass
- * Finish: polished chrome
- * For 8mm glass thickness
- * Accessories: 2 pcs cut washers, 2 pcs square washers and 1 pc 30mm straight cam
- * Available in K/A (key alike), K/D (key different) and master key system

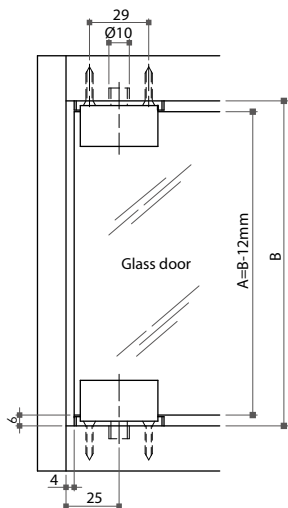
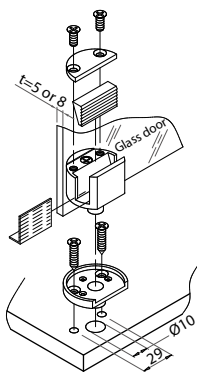


Item No.	Glass thickness
68410	8mm



Non-Boring Glass Door Hinge

- * Material: zinc alloy
- * Finish: polished chrome
- * For glass of 5mm, 6mm or 8mm thickness
- * Accessories: 2 screws, 1 L-type plastic and 1 plastic block per piece
- * 2 hinges (top and bottom) per set



Item No.	Glass thickness
21855	5mm
21856	6mm
21858	8mm

