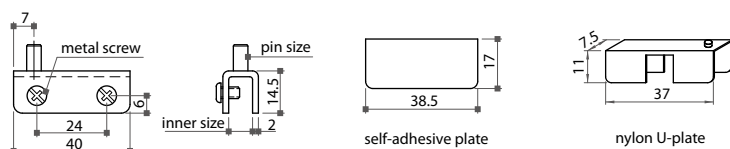


07-1 Glass Door Hinges

21697 Cabinet Glass Door Hinge

- * Material: steel
- * Size: 40x14.5mm
- * For glass of 4 ~ 6mm thickness
- * Finish: black, brass, chrome or silver gray
- * Accessories: 2 hinges, 2 plastic bushings, 2 self-adhesive plates (or 2 nylon U-plates) and 4 M4x6mm metal screws

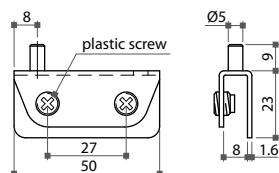


Item No.	Inner size	Glass thickness
21697	7.8mm	4 ~ 6mm



21805 Cabinet Glass Door Hinge

- * Material: steel
- * Size: 50x23mm
- * Pin size: Ø5x9mm
- * Inner size: 8mm
- * For glass of 4 ~ 6mm thickness
- * Finish: black, brass or chrome
- * Accessories: 2 hinges, 2 plastic bushings and 4 M8 plastic screws

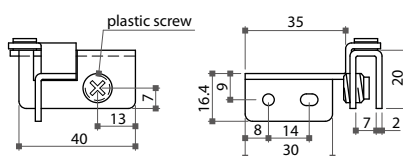
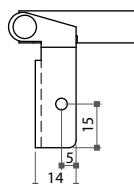


Item No.	Inner size	Glass thickness
21805	8mm	4 ~ 6mm



21770 Cabinet Glass Door Hinge

- * Material: steel
- * Size: 40x20mm
- * Inner size: 7.0mm
- * For glass of 3 ~ 5mm thickness
- * For overlay door
- * Finish: black, brass or chrome
- * Accessories: 2 hinges and 2 M10 plastic screws



Item No.	Inner size	Glass thickness
21770	7.0mm	3 ~ 5mm